

White Group Key Worker Activities


Cutting chicks and ducks

Draw 2 circles onto card or paper, 1 circle needs to be smaller than the other.

Encourage your child to hold the scissors correctly and cut round the circle shapes.

The circles can then be glued onto paper and features added such as eyes, beak and feet etc. to look like either a chick or duck.

Learning to cut with scissors is exciting for children and has a range of benefits for them. The opening and closing motion of cutting allows children to build up the small muscles in their hand. These muscles are also used for writing, painting and gripping things like a toothbrush, spoon or fork.



Match numeral to quantity

This can be a seasonal activity or you can use objects/toys from around the home e.g.

- Easter basket/bowl and small mini eggs
- Soft bunny toy and small eggs
- Ducks in the pond/bath/water
- Trains and track
- Pompoms into bottles
- Pens in pots



This is an activity which develops number recognition and accurate counting

Using numerals, ask your child to place that amount of trains on the track, pompoms in the bottle, pens in the pots, eggs in the basket etc.

If your child does not yet recognise numerals, reinforce the number name to them and ask, "Can you put 4 ducks in the bath? Can you put 6 pens in the pots?" etc.

Most children can rote count however; these activities demonstrate number recognition and the understanding of concept of quantity. It is important that they understand what they are counting and what the numbers mean.

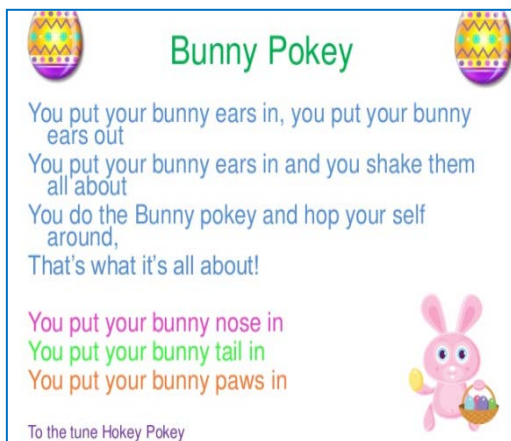
White Group Key Worker Activities

Bunny Hokey Pokey

Have fun with this action party song, adapting the words and actions

To add to the fun make bunny headbands or face masks

Make up your own actions and words



Bunny Pokey

You put your bunny ears in, you put your bunny ears out
You put your bunny ears in and you shake them all about
You do the Bunny pokey and hop your self around,
That's what it's all about!

You put your bunny nose in
You put your bunny tail in
You put your bunny paws in

To the tune Hokey Pokey

The card features two colorful Easter eggs at the top corners and a small pink bunny holding an egg at the bottom right.



10 Little Chicks Song

Finger play and songs encourage development in young children. ...

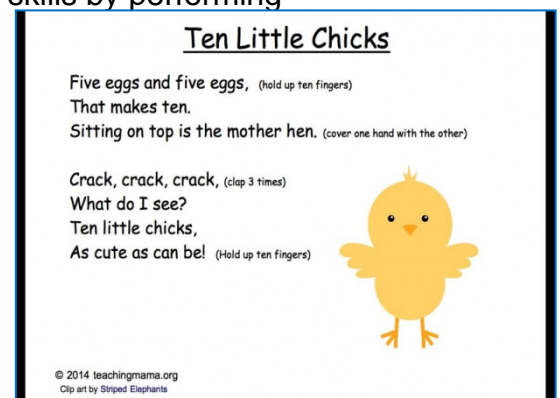
Using finger play, songs and rhymes helps children learn language by increasing vocabulary, learning the sounds of words and hearing the rhythm of language. Children can also gain large and small motor skills by performing movements required in finger play.

Also sing other finger rhymes;

Tommy Thumb

Twinkle, Twinkle Little Star

5 Little Monkeys Jumping On The bed etc.



Ten Little Chicks

Five eggs and five eggs, (hold up ten fingers)
That makes ten.
Sitting on top is the mother hen. (cover one hand with the other)

Crack, crack, crack, (clap 3 times)
What do I see?
Ten little chicks,
As cute as can be! (Hold up ten fingers)

© 2014 teachingmama.org
Clip art by Striped Elephants

The card features a yellow chick illustration on the right side.

Decorating boiled eggs

Boil eggs until they are hard.

Once cooled decorate with felt pens, paints etc.

For a seasonal, traditional Easter activity, the eggs can then be rolled to find which one goes the furthest and/or have an egg and spoon race

The boiled eggs could also be transformed into creative characters

