

Yellow Keyworker Activities

Let's get Physical

For our Workout Wednesday's we take part in a range of physical activities. For this activity all you will need is a ball. Firstly, see if your child can catch the ball with both hands. When they are able to do this say, for example, "See if you can catch it 5 times without dropping it." Then get your child to kick the ball to you. Repeat this action. Make it more exciting by kicking into a makeshift goal. Pick numbers from 1-5 to see if your child can score that amount of goals. This activity can last however long you want it to!



Sequencing Making Toast


For this activity all you will need is bread, a toaster and a favourite topping for your child.

Ask your child;

What do you think we will do first, next, after that, finally?


Talk about the changes that occur.

When it is cooked ask your child to put their own topping on and then let them enjoy their yummy toast.



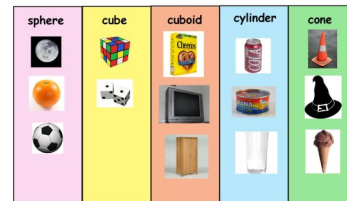
Pound the sound

You will need something that your child can hold such as a plastic hammer or a wooden spoon, nothing too hard. Ask your child to collect 6 different objects with different letter sounds such as Cow, Bear or a Pan from around the house. You will need to write the first letter of each object on a block or a plastic bowl etc. Once you have done that hold up one of the objects. Ask your child to 'beat' the block or plastic bowl which has the same sound as the object you are holding. Have fun.



3D shape Hunt .

Look around your house with your child for some 3-D Shapes. Collect as many as you can and see if your child can name the 3D shape e.g. ball - sphere. You could even sort all the shapes that are the same.



Creating Caterpillars.

Read or watch The Very Hungry Caterpillar on YouTube

Using an empty egg box or toilet roll holder make your own Hungry Caterpillar. Cut up the egg box (as shown in picture below) and either use paint, coloured pens or paper to decorate it. If you want to join it together use glue or Sellotape to attach. .If you use are using a toilet roll, leave it whole, decorate in the same way as the egg box caterpillar. Once your child has created their Caterpillar see if they can remember the different foods he ate throughout the story. If you have some of the foods from the story in your cupboards or fridge the children might enjoy eating them too!

